

HIGH SCHOOL 관광 영어

TOURISM ENGLISH



이창수 | 김양홍 | 조수미

이젠교육

HIGH SCHOOL 관광 영어

TOURISM ENGLISH



이젠교육

Structure & Features

Part Goals	Lesson Goals	Get Ready	Situation 1 & 2
 <p>해당 Part에서 배울 전반적인 내용을 소개합니다.</p> <p>해당 Part의 구성과 목표를 살펴보고, 자신만의 목표를 설정합니다.</p>	 <p>단원의 주제와 목표를 제시하고, 실제 관광 현장과 관련된 활동인 Field Activity의 내용을 소개합니다.</p>	 <p>단원의 도입부로 단원의 학습 내용을 미리 추측해 보는 활동과 주요 어휘 및 표현을 익히는 활동을 합니다.</p>	 <p>단원의 주제와 관련된 구체적인 상황별 대화를 중심으로 다양한 듣기 또는 읽기 활동을 한 후, 이를 기반으로 말하기 활동을 합니다.</p>



Field Activity	Check Up	Culture	Famous Tourist Attractions
 <p>작 활동 또는 모둠 활동을 통해 실제 관광 현장에서 마주할 수 있는 다양한 상황의 문제를 해결해 봅니다.</p>	 <p>다양한 문제를 통해 학생들 스스로 단원에서 학습한 내용을 확인 및 점검합니다.</p> <p>BASIC 문항을 통해 단원에서 최소한 성취해야 할 목표를 달성했는지 확인합니다.</p>	 <p>단원의 주제와 관련된 다른 여러 나라의 문화를 살펴봅니다.</p>	 <p>세계의 유명한 관광지를 알아봅니다.</p>



Self-Check

Self-Check

- I can greet someone and introduce myself or someone else.
- I can talk about weather, time, and numbers.
- I can talk about locations and giving directions.
- I can make phone calls and appointments.

Did you achieve your goals?
What needs more effort?

Self-Check를 통하여 학습 목표를 얼마나 성취했는지 스스로 평가해 봅니다.

CONTENTS



PART I

Basic Conversation

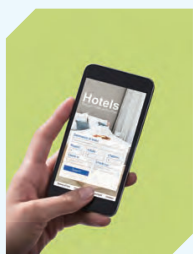
Lesson 1	Greeting and Introduction	10
Lesson 2	Weather and Time	16
Lesson 3	Numbers	22
Lesson 4	Locations and Directions	28
Lesson 5	Telephone Calls and Appointments	34
Culture	Metric System vs. Imperial System	40
Famous Tourist Attractions	Mont-Saint-Michel in France	41



PART II

Travel Service


Lesson 1	Travel Consulting Service	44
Lesson 2	Reservations for Travel Customers	50
Lesson 3	Departure Procedures at the Airport	56
Lesson 4	Arrival Procedures at the Airport	62
Lesson 5	Meeting and Seeing Off at the Airport	68
Lesson 6	Dealing with Travel Customer Inconveniences	74
Culture	Entering the United States: ESTA, Visa, or Green Card?	80
Famous Tourist Attractions	Milford Track in New Zealand	81



PART III

Hotel Service

Lesson 1	Reservation Service	84
Lesson 2	Check-In Service	90
Lesson 3	Fitness Center and Sauna Service	96
Lesson 4	Housekeeping and Laundry Service	102
Lesson 5	Check-Out Service and Handling Guests' Complaints	108
Culture	Unique Hotels in the World	114
Famous Tourist Attractions	London: The UK's All-in-One Destination	115



PART IV

Food and Drink Service


Lesson 1	Restaurant Reservation	118
Lesson 2	Welcoming and Seating Guests	124
Lesson 3	Taking Orders and Serving at a Restaurant	130
Lesson 4	Taking Orders and Serving at a Café or Bar	136
Lesson 5	Handling Guests' Complaints	142
Culture	The Don'ts of American Table Manners	148
Famous Tourist Attractions	Grand Canyon National Park in the US	149



PART V

Sales Service

Lesson 1	Product Recommendations and Descriptions	152
Lesson 2	Product Payment, Exchange, and Return	158
Lesson 3	Handling Customer Complaints	164
Lesson 4	Duty-Free Shops and Department Stores	170
Lesson 5	Traditional Markets	176
Culture	Must-Have Souvenirs from Around the World	182
Famous Tourist Attractions	The Grand Bazaar in Istanbul, Türkiye	183



PART VI

Tour Guide Service

Lesson 1	Korean Culture	186
Lesson 2	Traditional Korean Food	192
Lesson 3	Contemporary Korean Culture	198
Lesson 4	Korean Cultural and Natural Heritage Sites	204
Lesson 5	Tourist Attraction Guides and Information	210
Culture	Must-Eat Dishes from Around the World	216
Famous Tourist Attractions	Machu Picchu in Peru	217

Appendices

Listening Scripts	220
Answers	242
Words	268
Sources	286

PART I

BASIC CONVERSATION



Telephone Calls and Appointments

5



Greeting and Introduction

1



Locations and Directions



2

Weather and Time

LESSON 1

Greeting and Introduction

LESSON 2

Weather and Time

LESSON 3

Numbers

LESSON 4

Locations and Directions

LESSON 5

Telephone Calls and Appointments

Culture

Metric System vs. Imperial System

Famous Tourist Attractions

Mont-Saint-Michel in France

Goals of Part I

- Greeting someone and introducing yourself or someone else
- Talking about weather, time, and numbers
- Talking about locations and giving directions
- Making telephone calls and appointments

PART I

에서는 외국인 관광객들을 만났을 때 사용하는 '인사와 소개', '날씨와 시간', '숫자 표현', '위치와 길 안내', '전화와 약속'과 관련된 기초 영어 회화를 학습한다. 그리고 실제 현장에서 외국인 관광객들을 만났을 때 이와 관련된 여행 대화법을 이용하여 우리나라의 아름다운 관광지를 소개할 수 있도록 한다.

My Study Plan

Write your study plan for this part.

My Goals

- _____
- _____
- _____

How to Achieve the Goals

- _____
- _____
- _____

Greeting and Introduction



Topics

- Greeting
- Introduction

Goals

- How to greet someone
- How to introduce yourself or someone else
- How to say goodbye

Field Activity

- Introducing yourself as a tour guide

A Listen and Number

Listen to the dialogs and write the number for each picture.



B Read and Write

Complete the sentences with the phrases in the box.

- How have _____ ?
- Long time _____ .
- How do _____ ?
- See you _____ .

- next time
- no see
- you been
- you do

C Look and Choose

Look at the pictures and choose the right expressions for each situation.



- b
-
-

- c
-
-

- a
-
-

- a. Goodbye.
- d. Hi.
- g. Take care.

- b. Good morning.
- e. See you later.
- h. Hello.

- c. I'm glad to meet you.
- f. This is Ms. Kim.
- i. It's a pleasure to meet you.

A Listen and Do

Listen to the dialog and answer the questions.



1. Which picture best fits the dialog?



2. How will Mr. Smith get to the Sun Beach Hotel?

- a) By subway.
- b) By car.
- c) On foot.

3. Which is the best response to the woman's last statement?

- a) Let's call it a day.
- b) I won't see you again.
- c) Oh, all right. See you then.

B Talk Together

Introduce the following people to a partner. Use the given expressions.

		On Your Own	On Your Own
Name	Lisa Jones		
Relationship	your friend	yourself	your brother or sister
Age	17		
Occupation	student		

- This is my friend Lisa Jones. / Let me introduce my friend Lisa Jones.
- She is seventeen years old.
- She is a student.

•assistant: 조수, 조력자

A Read and Do

Read the following and put the boxes in the correct order.



- a A: When are you going back to Canada, Mr. Dunn?
B: Well, I'm not sure. There are so many beautiful places in Korea besides Jeju. So I'd like to extend my stay in Korea a bit and look around some more.
- b A: You're welcome. It's been nice to have you with us.
B: Thank you. Goodbye.
- c A: I'm glad to hear you want to stay longer. Oh, would you like to have some more?
B: No, thanks. I'm already full. Oh, it's getting rather late. I'm afraid I have to go now.
- d A: Goodbye. Take care.
B: You, too.
- e A: Oh, I see. Is your family waiting for you at the hotel?
B: Yes, they are. We're leaving for Seoul tomorrow, and we need to pack our luggage. Thank you for the wonderful dinner.



B Talk Together

Complete the dialog, and practice it with a partner. Use the expressions in the box.

- A: Oh, it's rather late. _____
- B: Can't you stay a little longer?
- A: I'm sorry I have to go now. _____
Thank you for everything you've done for me.
- B: _____ It's been nice to have you with us.
- A: Thank you. Goodbye. See you later.
- B: Goodbye. _____

- Don't mention it.
- I have another appointment.
- I'm afraid I have to go now.
- Take care of yourself.

•besides: ~외에도) •pack: (짐을) 싸다 •luggage: 여행 가방

STEP 1

관광 안내원이 된 진수가 외국인 관광객들을 환영하는 인사말을 하고 있습니다. 진수의 인사말을 참고하여, 외국인 관광객들을 환영하는 인사말을 생각해 봅시다.

Hello, everyone. Let me introduce myself. My name is Nam, Jinsu. I'm from Arirang Travel. I'm very glad to be your tour guide, and I welcome you all to Korea. I hope you'll enjoy your stay here. If you have any difficulties during the tour, please feel free to come and see me anytime. Thank you.



STEP 2

STEP 1에서 생각한 내용을 바탕으로 외국인 관광객들을 환영하는 인사말을 써 봅시다.

Hello, everyone.



STEP 3

작성한 내용을 짝에게 말해 본 후 서로 평가해 봅시다.

	I THINK ...	MY PARTNER THINKS ...
환영 인사말에 필요한 내용을 모두 포함했나요?	😊 😊 😊	😊 😊 😊
환영 인사말의 영어 발음이 정확하고 자연스러웠나요?	😊 😊 😊	😊 😊 😊
짝과 환영 인사말을 생각해 보고 완성하는 활동에 적극적으로 참여했나요?	😊 😊 😊	😊 😊 😊

A Listen and answer the questions.



1. Which picture best fits the dialog? BASIC



2. What will the man do tomorrow?

- Ⓐ Fly to London.
- Ⓑ Pack his luggage.
- Ⓒ Have dinner with the woman.

B Choose the right response for each question or statement.

- 1. How do you do? () BASIC
- 2. See you later. ()
- 3. Thank you for everything you've done. () BASIC
- 4. Take care of yourself. ()

- a. Goodbye.
- b. How do you do?
- c. My pleasure.
- d. You, too.

C Complete the following introduction by filling in the blanks.

Let me introduce myself. My 1. BASIC _____ is Hwang, Mira. I'm 2. _____ Pan-Asia Travel. I'm very 3. _____ to meet you, and I welcome you all to Korea. I 4. _____ you'll enjoy your stay here.



Self-Assessment Scale

CORRECT ANSWERS	0-3	4-8	9-10
COMMENT	COMPLETE REVIEW REQUIRED	PARTIAL REVIEW REQUIRED	EXCELLENT

Weather and Time



Topics

- Weather
- Time

Goals

- How to talk about weather
- How to talk about time

Field Activity

- Giving weather information for tourist attractions

A Look and Write

Look at the pictures and write the right words.

1.



2.




3.



4.



5.



6.



- cloudy • cold • hot • rainy • snowy • sunny

B Read and Match

Match the time expressions to the right pictures.

1. twelve ten

2. quarter after twelve

3. quarter before twelve

4. twelve thirty

a



b



c



d



C Read and Choose

Choose the right answer for each question.

1. What's the weather like today?

2. What time is it now?

3. What day is it today?

4. What's the date today?

- a. It's June 5th. b. It's Monday. c. It's two twenty-five. d. It's windy.

A Listen and Do

Listen to the dialog and answer the questions.



1. Which picture shows the weather this morning?



2. In which season does this dialog take place?

- Ⓐ In the spring.
- Ⓑ In the summer.
- Ⓒ In the fall.

3. Which city's weather is the man describing?

- Ⓐ Seoul.
- Ⓑ New York.
- Ⓒ London.

B Talk Together

Practice the dialog with a partner. Use the given expressions.

A: How's the weather in _____?

B: It _____ in the _____.

A: Then how about in the _____?

B: It _____ in the _____.

City	Summer	Winter
London	is hot but dry	usually rains a lot
Seoul	is sunny and hot	is cold and dry
Oslo	is cool and dry	often snows heavily
On Your Own	On Your Own	On Your Own



•mild: 온화한 •flowering season: 개화기(開花期) •below freezing: 영하(零下)의

A Listen and Do

Listen to the dialog and answer the questions.



1. At what time does this dialog take place?



2. On what day does this dialog take place?

- Ⓐ On Monday.
- Ⓑ On Wednesday.
- Ⓒ On Sunday.

3. Why are the man and the woman going to the Rainbow Hotel?

- Ⓐ To check in.
- Ⓑ To have a conference.
- Ⓒ To pick up some tourists.

B Talk Together

Practice the dialog with a partner. Use the given expressions.

A: What's the date today?

B: It's _____.

A: Then what day is it today?

B: It's _____.

A: Oh, I see.

And what time is it now? /
And what time do you have?

B: It's _____.

the first of March	Wednesday	five thirty
the tenth of May	Thursday	quarter after seven
September 29	Saturday	quarter before nine
October 14	Sunday	ten before twelve
On Your Own	On Your Own	On Your Own



•quarter: 1/4, 15분 •far away: 멀리 (떨어져 있는) •rush hour traffic: 혼잡 시간대의 교통

STEP 1

4명씩 한 모둠을 이루어, 우리나라 관광지 한 곳을 고른 뒤 그곳의 오늘의 날씨와 내일의 날씨를 조사해 봅시다.

Tourist Attraction:

Today

Tomorrow

Weather:

Temperature:

Weather:


Temperature:

STEP 2

STEP 1에서 조사한 관광지의 날씨 정보를 외국인 관광객에게 전달하는 안내문을 만들어 봅시다.

Hello. I'm _____ from _____

Travel. I'd like to tell you about what the weather is supposed to be like today in _____.



STEP 3

모둠별로 작성한 안내문을 발표하고 가장 잘한 모둠을 정해 봅시다.

	모둠 1	모둠 2	모둠 3	모둠 4
안내문에 관광지의 오늘과 내일의 날씨 정보를 모두 포함했나요?	☺☺☺☺	☺☺☺☺	☺☺☺☺	☺☺☺☺
안내문을 유창하고 자연스러운 영어로 발표했나요?	☺☺☺☺	☺☺☺☺	☺☺☺☺	☺☺☺☺
안내문 만들기와 발표에 모둠원이 모두 협력하면서 적극적으로 참여했나요?	☺☺☺☺	☺☺☺☺	☺☺☺☺	☺☺☺☺

A Listen and answer the questions.



1. Which is the best response to the woman's question? BASIC
 - Ⓐ
 - Ⓑ
 - Ⓒ
2. When does the woman expect they'll arrive at the meeting?
 - Ⓐ 8:15.
 - Ⓑ 9:30.
 - Ⓒ 10:00.

B Write the correct answer for each question. Use the given information.

How's the weather in fall in Jeju? (windy, clear)
 → It's windy and clear.

1. What's the weather like today? (windy, cloudy) _____ BASIC
2. What time is it now? (4:15, quarter) _____
3. What day is it today? (TUE) _____ BASIC
4. What's the date today? (8/26/2025) _____

C Read and answer the questions.

Hello. I'm Andy Pierce with the weather. We couldn't ask for a better day for the first day of spring. Right now, it's 15 degrees Celcius and clear. We're expecting blue skies throughout the day. Although there is only a 10 percent chance of showers, this good weather can't last forever. It's raining cats and dogs up north, so we should see rain by tomorrow morning. Don't forget your umbrella tomorrow.

1. Which season does this weather report take place in? BASIC
 - Ⓐ In the summer.
 - Ⓑ In the spring.
 - Ⓒ In the winter.
2. What's the weather supposed to be like tomorrow?
 - Ⓐ Sunny.
 - Ⓑ Rainy.
 - Ⓒ Snowy.
3. What does the weather reporter suggest using tomorrow?
 - Ⓐ A raincoat.
 - Ⓑ Sunglasses.
 - Ⓒ An umbrella.

Self-Assessment Scale

CORRECT ANSWERS	0-3	4-7	8-9
COMMENT	COMPLETE REVIEW REQUIRED	PARTIAL REVIEW REQUIRED	EXCELLENT

Numbers



Topics

- Small numbers
- Large numbers

Goals

- How to talk about measurements
- How to talk about prices in different currencies

Field Activity

- Introducing a must-see structure with measurements

A Look and Write

Look at the pictures and write the numbers as words.

-
-
-
-
-
-

- I'm twenty-one today.
- The bus number is _____.
- It's _____ dollars and _____ cents.
- It's _____ kilometers to London.
- Professor Dillon's office number is _____.
- One-fourth equals _____.

B Read and Match

Match the numeric expressions to the right words.

- | | | | |
|----------|---|---|--------------|
| 1. 10 ft | • | • | Ⓐ ten pounds |
| 2. 10 lb | • | • | Ⓑ ten miles |
| 3. 10 mi | • | • | Ⓒ ten inches |
| 4. 10 in | • | • | Ⓓ ten feet |

C Read and Write

Read today's exchange rate table and complete the price list.

EXCHANGE RATE			
통화 CURRENCY	기준 환율 CASH		
USD PER \$1	1,300		
CNY PER 元1	190		
JPY PER ¥100	990		
EUR PER €1	1,400		

Item	Quantity	Price	
		\$, 元, ¥, €	₩
toothpaste	1	\$5	1.
toothbrush	1	元10	2.
razor	1	¥200	3.
chocolate bar	1	€1.5	4.

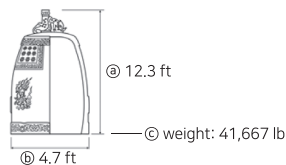
A Listen and Do

Listen to the dialog and answer the questions.



- Why is the bell called the Bell of King Seongdeok?
 - Ⓐ Because King Seongdeok designed it.
 - Ⓑ Because King Seongdeok started to make it.
 - Ⓒ Because it was made to honor King Seongdeok.

2. Which is the **WRONG** measurement of the Bell of King Seongdeok?



- What will the man probably do after the dialog?
 - Ⓐ Tell the woman a sad legend about the bell.
 - Ⓑ Take the woman to a nearby souvenir shop.
 - Ⓒ Take a picture of the woman beside the bell.

B Talk Together

Make a dialog like the example. Then, practice it with a partner.

Example

A: The Eiffel Tower is 330 meters tall.
 B: I'm not used to the metric system. Could you use the imperial system?
 A: Sure! In the imperial system, it is 1,083 feet tall.
 B: Oh, I see. Thank you.

the Eiffel Tower

330 m / 1,083 ft

the Nile River

6,650 km / 4,130 mi

the Little Mermaid

175 kg / 385 lb

Manneken Pis

55.5 cm / 21.9 in

•diameter: 지름 •metric: 미터법의 •imperial: 대영 제국의

A Listen and Do

Listen to the dialog and answer the questions.



1. Which picture best fits the dialog?



2. Which is the price of the pink scarf?

- Ⓐ \$129.
- Ⓑ \$167.
- Ⓒ \$1,300.

3. How did the woman pay for the pink scarf?

- Ⓐ A card in U.S. dollars.
- Ⓑ A card in Korean won.
- Ⓒ Cash in Korean won.

B Talk Together

Make a dialog like the example. Then, practice it with a partner.

Example

A: I'd like to buy a bottle of red wine. How much is it?
 B: It's 100 dollars. How would you like to pay for it? We accept cash and credit cards.
 A: Cash, please.
 B: Which currency would you like to pay with? We accept U.S. dollars, Korean won, and Chinese yuan.
 A: Chinese yuan.
 B: Of course. Your item is 684 yuan.
 A: Here you are. 700 yuan.
 B: You gave me 700 yuan. Your change comes to 16 yuan.

Item	Price	Preferred Currency	Amount Paid	Change
a bottle of red wine	100 U.S. dollars/130,000 won/684 yuan	yuan	700	16
a jar of eye cream	106 U.S. dollars/137,800 won/725 yuan	won	140,000	2,200
a box of chocolate	28 U.S. dollars/36,400 won/192 yuan	U.S. dollars	30	2

•cabin: (비행기의) 객실 •exchange rate: 환율 •currency: 통화, 화폐

STEP 1

4명씩 한 모둠을 이루어, 한국관광공사 1330 Korea Travel Helpline에 접속하여 우리나라의 유명 건축물의 규모에 대해 조사해 봅시다.

1330관광안내

*For efficient chat service, please provide your age, gender, and nationality. The information you provide will be handled anonymously and used solely for service improvement. Thank you.

For example) 30s W Canada

Hello! This is 1330 Korea Tourist Information Center. How may we help you?

Tell me about Cheomseongdae.

Must-See Structure: _____

Height: _____

Length: _____

Width: _____

STEP 2

STEP 1에서 조사한 유명 건축물을 외국인 관광객에게 소개하는 안내문을 만들어 봅시다.

Hello, everyone. Today, I'd like to introduce one of the must-see structures in Korea,

_____.

_____.

_____.

_____.

_____.

STEP 3

모둠별로 작성한 안내문을 발표하고 가장 잘한 모둠을 정해 봅시다.

	모둠 1	모둠 2	모둠 3	모둠 4
안내문에 건축물의 규모에 대한 내용을 포함했나요?	😊😊😊😊	😊😊😊😊	😊😊😊😊	😊😊😊😊
안내문을 유창하고 자연스러운 영어로 발표했나요?	😊😊😊😊	😊😊😊😊	😊😊😊😊	😊😊😊😊
안내문 만들기와 발표에 모둠원이 모두 협력하면서 적극적으로 참여했나요?	😊😊😊😊	😊😊😊😊	😊😊😊😊	😊😊😊😊

A Listen and answer the questions.



- Which is the best response to the man's question? BASIC
 -
 -
 -
- How long is the Amazon River?
 - About 6,400 miles.
 - About 4,000 miles.
 - About 130 miles.

B Choose the right response for each question.

- How much does it weigh? ()
- How would you like to pay for this? () BASIC
- What is the exchange rate today? ()
- How much is it? () BASIC

- Cash, please.
- It is about 130 lb.
- It's \$29.99.
- It is 1,300 won to the dollar.

C Complete the introduction of the Dubai Frame with the given information in the picture.

Hello, everyone. Today, I'd like to introduce one of the must-see structures in the world, **1.** BASIC _____. It is an observatory, museum, and monument in Zabeel Park, Dubai. It holds the record for the largest frame in the world. The building has a height of 150.24 meters and **2.** _____. In the imperial system, it is **3.** _____ and 313 feet wide. The building mainly serves as an observatory, providing views of old Dubai in the north and newer parts in the south. Don't you want to visit Dubai to see it?

Self-Assessment Scale

CORRECT ANSWERS	0-3	4-7	8-9
COMMENT	COMPLETE REVIEW REQUIRED	PARTIAL REVIEW REQUIRED	EXCELLENT

Locations and Directions



Topics

- Locations
- Directions

Goals

- How to identify locations
- How to ask for and give directions

Field Activity

- Giving directions to a tourist

Get Ready

A Look and Choose

Look at the picture and choose ALL the possible questions that could begin the dialog.

- Ⓐ Can you tell me where the nearest subway station is?
- Ⓑ Could you tell me how to get to the closest subway station?
- Ⓒ How can I buy the subway ticket?
- Ⓓ Are you from around here?
- Ⓔ Where is the closest subway station?



B Look and Write

Look at the pictures and write the correct words or phrases.

1.

2.

3.

4.

5.

6.

7.

8.

9.

- turn left
- turn right
- cross
- go past
- go straight ahead
- next to
- across from
- between
- at the corner of

Situation 1

Taking the Subway

A Listen and Do

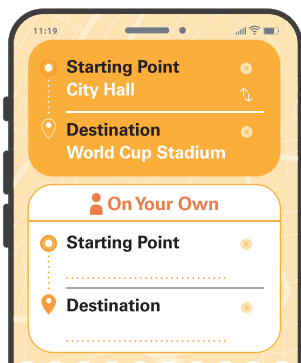
Listen to the dialog and answer the questions.

- From which station will the man start?
 - Ⓐ Sindang Station.
 - Ⓑ Yaksu Station.
 - Ⓒ Ahyeon Station.
- At which station will the man change subway lines?
 - Ⓐ Sindang Station.
 - Ⓑ Yaksu Station.
 - Ⓒ Ahyeon Station.
- What is the man's final destination?



B Talk Together

Choose two stations from the Seoul Metro Map and make a dialog like the following example. Then, practice it with a partner.



Example

- A:** How can I get to World Cup Stadium from City Hall by subway?
- B:** Take the green line at City Hall toward Chungjeongno Station. Then, change to the brown line at Hapjeong Station and go in the direction of Mangwon Station. Then, go three more stations.
- A:** Just a moment. Can you repeat that?
- B:** Sure. Take the green line at City Hall and change to the brown line at Hapjeong Station. Go three more stations and get off at World Cup Stadium. Got it?
- A:** Yes, thanks a lot.

•transfer: 환승하다 •take down: 받아 적다 •repeat: 반복하다

Situation 2

Asking Directions on the Road

A Listen and Do

Listen to the dialog and answer the questions.

- What does the man ask the woman to do?
 - Ⓐ Tell him how she went to the Korean Folk Village.
 - Ⓑ Compare two ways of getting to the Korean Folk Village.
 - Ⓒ Let him know how to get to the Korean Folk Village.
- Number the directions in the correct order.

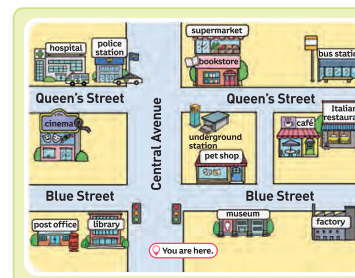
- Take the exit at Suwon-Singal IC.
- 4 Turn left at Sanggal Intersection.
- Turn left at Minsokchon Samgeori.
- Turn right in the direction of Singal.
- Drive 1.5 kilometers more.
- 1 Enter the expressway at the south side of Hannam Bridge.



B Talk Together

Look at the map and make a dialog like the example. Then, practice it with a partner. Use the expressions in the box.

Example



- A:** Excuse me. Can you help me?
- B:** Sure. What can I do for you?
- A:** Could you tell me how to get to the bus station?
- B:** Go straight ahead until you get to Queen's Street. At Queen's Street, turn right. Keep going past the underground station and the café. It's across from the Italian restaurant.
- A:** Thank you.

- turn left
- go past
- next to
- turn right
- cross
- across from
- go straight ahead
- at the corner of
- between

•Korean Folk Village: 한국 민속촌 •expressway: 고속 도로 •intersection: 교차로



STEP 1

4명씩 한 모둠을 이루어, 국내 유명 관광지 한 곳을 정해 인천 국제공항에서 그곳까지 가는 방법을 조사해 봅시다.

• How to get to _____ from Incheon International Airport

1. _____
2. _____
3. _____
4. _____
5. _____

STEP 2

STEP 1에서 조사한 길 찾기 정보를 외국인 관광객에게 전달하는 안내문을 만들어 봅시다.

Hello. I'm _____ from _____.

I'll tell you how to get to _____ from _____.

First, _____.

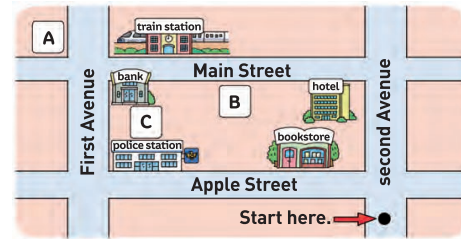
STEP 3

모듬별로 작성한 안내문을 발표하고 가장 잘한 모듬을 정해 봅시다.

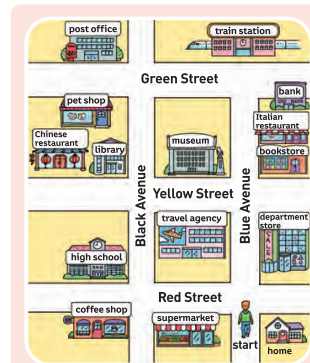
	모듬 1	모듬 2	모듬 3	모듬 4
안내문에 길 찾기 정보를 적절하게 포함했나요?	☹️☹️☹️	☹️☹️☹️	☹️☹️☹️	☹️☹️☹️
안내문을 유창하고 자연스러운 영어로 발표했나요?	☹️☹️☹️	☹️☹️☹️	☹️☹️☹️	☹️☹️☹️
안내문 만들기와 발표에 모듬원이 모두 협력하면서 적극적으로 참여했나요?	☹️☹️☹️	☹️☹️☹️	☹️☹️☹️	☹️☹️☹️

A Listen and answer the questions.

1. Which is the best response to the woman's question? **BASIC**
 - Ⓐ
 - Ⓑ
 - Ⓒ
2. Which is the woman's destination?
 - Ⓐ A
 - Ⓑ B
 - Ⓒ C



B Look at the map and complete the dialog.



- A: Excuse me. How can I get to the museum?
- B: Go straight down Blue Avenue and turn **1. BASIC** _____ at Yellow Street. It's **2. _____** from the travel agency.
- A: Then where is the Italian restaurant?
- B: Go straight down Blue Avenue and go **3. _____** Yellow Street. It's **4. _____** to the bookstore.
- A: I see. Then, can you tell me where the Chinese restaurant is?
- B: Go straight ahead and turn left at Red Street. Go down Red Street and turn **5. _____** at Black Avenue. Keep going down Black Avenue and turn left at Yellow Street. It's next to the **6. BASIC** _____.

Self-Assessment Scale

CORRECT ANSWERS	0-2	3-5	6-8
COMMENT	COMPLETE REVIEW REQUIRED	PARTIAL REVIEW REQUIRED	EXCELLENT

Telephone Calls and Appointments



Topics

- Phone calls
- Appointments

Goals

- How to talk to someone on the phone
- How to make an appointment with someone

Field Activity

- Leaving a message on your customer's voicemail

Get Ready

A Read and Match

Match the beginning and the end of each expression.

- | | | | |
|-------------------|---|---|------------------------|
| 1. Do you know | • | • | a to call me back. |
| 2. I'm available | • | • | b when she'll be back? |
| 3. I'd like to | • | • | c most of Thursday. |
| 4. Would you | • | • | d speak to Angela. |
| 5. Please ask her | • | • | e call back later? |

B Read and Write

Read and complete each short dialog with the right response from the box.

1 A: Who's calling, please?
B: _____

2 A: Would you like to leave a message?
B: _____

3 A: I'm afraid you have the wrong number.
B: _____

4 A: May I see you sometime this week?
B: _____

5 A: What time shall we meet?
B: _____

- Yes, please.
- How about noon?
- This is Kim, Minsu speaking.
- I'm sorry to have bothered you.
- Sure. Which day is good for you?



A Listen and Do

Listen to the dialog and answer the questions.



TELEPHONE MESSAGE

Date April 2, MON Time Received 2 a.m./p.m.
 To A From B
 Phone No. 014-2243-6587 Message C
 Received by Mary Parker

- Which is correct for A?
 Ⓐ Judy Smith Ⓑ Kim, Sangmin Ⓒ Sam Smith
- Which is correct for B?
 Ⓐ Judy Smith from Canada Ⓑ Sam Kim from Korea Ⓒ Kim, Sangmin from Korea
- Which is correct for C?
 Ⓐ Called to say hello Ⓑ Please call at 7:00 p.m. Ⓒ Wants to ask a question

B Talk Together

Complete the telephone message with your own words. Make a conversation based on it. Then, practice the conversation with a partner.

TELEPHONE MESSAGE

Date _____
 Time Received _____ a.m./p.m.
 To _____
 From _____
 Phone No. _____
 Message _____
 Received by _____



A: Good afternoon, _____ at Korea Travel. How may I help you?
B: I would like to speak to Mr./Ms. _____, please.
A: I'm sorry. He/She is away from his/her desk at the moment. May I ask who's calling?
B: Well, this is _____ from _____. Would you give him/her a message?
A: Sure.
B: Please ask him/her to _____, My number is _____.
A: Okay. I'll leave him/her the message.
B: Thanks a lot. Goodbye.

•at the moment: (바로) 지금 •get through: (연락이) 닿다 •go ahead: (계속) 진행하다

A Listen and Do

Listen to the dialog and answer the questions.



APPOINTMENT CARD

For Ms. Judy Smith
 Time A
 Date B
 Place C
 With Mr. Kim, Sangmin

Please give 24 hours' notice if you need to reschedule your appointment.

Julie, Secretary

- What is the correct time to go in A?
 Ⓐ 12:30 p.m. Ⓑ 2:30 p.m. Ⓒ 4:30 p.m.
- What is the correct date to go in B?
 Ⓐ April 4, WED Ⓑ April 5, THU Ⓒ April 6, FRI
- What is the correct place to go in C?
 Ⓐ At Ms. Smith's office Ⓑ At Mr. Kim's office Ⓒ At a coffee shop

B Talk Together

Complete the appointment card with your own words. Make a conversation based on it. Then, practice the conversation with a partner.

APPOINTMENT CARD

For _____
 Time 12:30 p.m.
 Date _____
 Place _____
 With _____

A: Oh, Mr./Ms. _____. May I see you sometime this week? I have an urgent matter to discuss with you.
B: Yes, Mr./Ms. _____. The end of this week is okay. Which day is good for you?
A: Are you available on Saturday?
B: Yes. What time shall we meet?
A: How about 12:30 in the afternoon at _____?
B: Yes, that's good. I'll see you at _____ at 12:30 on Saturday, _____.

•urgent: 긴급한 •discuss: 논의하다 •available: (사람이 면담 등에) 응할 수 있는

STEP 1

4명씩 한 모둠을 이루어, 다음 상황을 읽고 필요한 정보를 써 봅시다.

Situation Imagine your group runs a travel agency. You tried to talk to a customer several times, but you couldn't contact him/her. So you are going to leave a message asking him/her to send a document via fax. Complete the following note by making your own situation.

To

From

Fax No.

Message

.....

.....

STEP 2

STEP 1에서 작성한 메모를 참고하여, 고객의 음성 사서함에 남길 메시지를 완성해 봅시다.



Hello, This is from

.....

Please send it to us via fax. Our fax number is

..... Thank you for your cooperation.

STEP 3

모둠별로 작성한 메시지를 발표하고 가장 잘한 모둠을 정해 봅시다.

	모둠 1	모둠 2	모둠 3	모둠 4
메시지에 필요한 내용을 적절하게 포함했나요?	😊😊😊😊	😊😊😊😊	😊😊😊😊	😊😊😊😊
메시지를 유창하고 자연스러운 영어로 발표했나요?	😊😊😊😊	😊😊😊😊	😊😊😊😊	😊😊😊😊
메시지 만들기와 발표에 모둠원이 모두 협력하면서 적극적으로 참여했나요?	😊😊😊😊	😊😊😊😊	😊😊😊😊	😊😊😊😊

A Listen and answer the questions.



1. Which is the best response to the woman's question? **BASIC**
- Ⓐ Ⓑ Ⓒ
2. When will the man and the woman meet?
- Ⓐ Saturday morning. Ⓑ Saturday afternoon. Ⓒ Sunday afternoon.

B Choose the right response for each question. **BASIC**

1. May I see you sometime this week? ()
2. What time shall we meet? ()
3. Are you available on Monday? ()

- a. How about noon at Central Park?
- b. I'm slightly busy, then. How about the next day?
- c. Sure. When is good for you?

C Read the situation and complete the dialog.

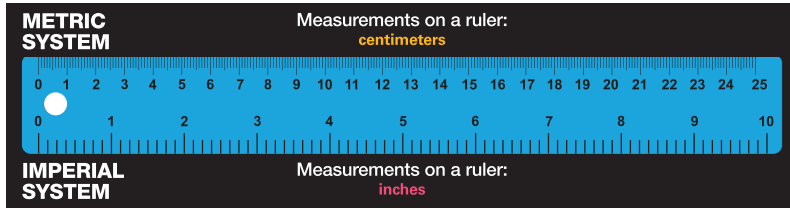
Situation Mary calls up her friend Mina, but Mina is out. Instead, Mina's brother Insu takes the message for her. Mary's phone number is 2973-0218.

- Insu** : Hello. Insu speaking.
- Mary** : Hi, Insu. 1. Can I speak to Mina?
- Insu** : Sorry, but she's at the school library. Can I 2.?
- Mary** : 3. Please ask her to call me at 6.
- Insu** : Sure. What's your phone number?
- Mary** : 4.
- Insu** : Okay. Anything else?
- Mary** : No, that's it. Thanks a lot. Goodbye.

Self-Assessment Scale

CORRECT ANSWERS	0-3	4-7	8-9
COMMENT	COMPLETE REVIEW REQUIRED	PARTIAL REVIEW REQUIRED	EXCELLENT

Metric System vs. Imperial System



The metric system and the imperial system are two different measurement systems for things like distances, volumes, and weights. Since not all countries in the world use the same measurement system, it's important to understand both.

The metric system is a decimal system of units based on the meter as a unit length, the kilogram as a unit mass, and the second as a unit time. The imperial system is a system of measurement in use in the United Kingdom and other Commonwealth countries consisting of units such as the inch, the mile, and the pound.

Since so many countries use the metric system, it might leave you wondering, "Who still uses the imperial system?" Only three countries in the world use the imperial system of measurement exclusively: Liberia, Myanmar, and the United States. Specifically, the measurement system used in the United States is also called the (U.S.) customary system. Actually, the only difference between the imperial system and the (U.S.) customary system is in a few volume measurements.

Why doesn't the U.S. use the metric system? When the metric system first started to be used, all industries in the U.S. were already set up using the imperial system. Therefore it would take a lot of time and money for businesses, manufacturing plants, and the country's infrastructure to change course. Switching an entire country to the metric system can take decades.

Fundamental Units Comparison Chart

Measurement	Metric Units	Imperial Units
long length	meter/metre	mile, yard
short length	centimeter/centimetre	foot, inch
mass/weight	gram	ounce, pound
volume	liter/litre	gallon, pint, quart

Q Which measurement system is better? Give your own opinion.

Self-Check

- I can greet someone and introduce myself or someone else.
- I can talk about weather, time, and numbers.
- I can talk about locations and give directions.
- I can make phone calls and appointments.

Famous Tourist Attractions

Mont-Saint-Michel in France



The Mont-Saint-Michel is a very famous place in France that lots of people like to visit. It's on an island in the middle of a big bay, which means there's water all around it. You can get to the island by walking on a road that goes across the water when the tide is low, or by taking a shuttle bus when the tide is high.

The island is known for its beautiful old buildings, especially the Mont-Saint-Michel Abbey. The abbey is very tall and has been there for hundreds of years. It's so special that it's even listed as a UNESCO World Heritage Site.



When you visit the Mont-Saint-Michel, you can walk around the old streets and see all sorts of interesting things, like shops and restaurants. But the Mont-Saint-Michel isn't just famous for its pretty buildings and views of the bay. Long ago, a bishop named Aubert said that an angel named Michael told him to build a church on the island. Aubert listened and built the church, and many people came to visit it.

Over time, the island became an important place for people to make pilgrimages to, which means they traveled there for religious reasons. The island also became a strong fortress because it was so important.



Today, people still go to the Mont-Saint-Michel to see what it was like a long time ago. It's very popular because it's like stepping back in time to the Middle Ages, when people built big churches and forts and traveled on foot. If you ever get the chance to visit the Mont-Saint-Michel, you should definitely go!

Did you achieve your goals?
What needs more effort?
